


SWAB TESTING INSTRUCTIONS

GHOST WIPES (METAL ANALYSIS)



The following provides a quick visual reference on how to take a representative surface swab for metal analysis using Testmark's Ghost Wipe sampling kit. Target metals can include Antimony, Cadmium, Chromium, Cobalt, Copper, Lead, Manganese, Molybdenum, Nickel and Zinc (as per OSHA ID - 125G Addendum B).

Select a flat, horizontal surface to swab. The surface should be representative of typical ambient dust exposure (i.e. avoid vertical or curved surfaces, areas near ventilation units, surfaces protected by overhanging structures such as shelves).

Put on the gloves provided and open your sealed Ghost Wipe sampling kit. Remove the 10x10 cm surface template and lay it flat on the surface. Open the Ghost Wipe packet and carefully unfold the wipe to create more surface area. Carefully swab the entire area within the 10x10 cm cutout (Figure 1). Without allowing the wipe to touch any other surface, carefully refold the wipe to reduce the size (Figure 2) and insert it into the plastic sample container provided in your sampling kit (Figure 3). Lastly, ensure you fill in the information required on both the sample bottle (Figure 4) as well as the Chain of Custody.




FIGURE 1: Swab entire area within template




FIGURE 2: Carefully refold ghost wipe




FIGURE 3: Insert ghost wipe into plastic sample container




FIGURE 4: label sample container with identifying information

Note that your sampling kit may contain a "Field Blank" which is comprised of an unopened Ghost Wipe packet. This is for laboratory purposes **DO NOT OPEN THE FIELD BLANK**. Simply return it as is with your sample to the lab. You are not charged for the cost of analyzing the field blank, it is an added quality control measure Testmark incorporates into our testing program.

When finished, discard template, gloves and packet casing. Return your labelled sample container and corresponding Chain of Custody to a Testmark Laboratories near you.

Garson

7 Margaret Street
Garson, ON
P3L 1E1

T 705 693 1121
customer.service@testmark.ca

Kirkland Lake

1470 Government Rd West
P.O. Box 426
Kirkland Lake, ON
P2N 3J1

T 705 642 3361
kirkland.lake@testmark.ca

Mississauga

6820 Kitimat Road
Unit #4
Mississauga, ON
L5N 5M3

T 905 821 1112
mississauga@testmark.ca

Timmins

1335 Riverside Drive
Timmins, ON
P4R 1A6

T 705 531 1121
timmins@testmark.ca

Thunder Bay

1131 Central Avenue
Unit #2
Thunder Bay, ON
P7B 7C9

T 807 333 0921
thunder.bay@testmark.ca

ANY QUESTIONS?

Contact us at customer.service@testmark.ca or 1-888-282-0422.



TESTMARK Laboratories